





PE-Design Glossary of Terms

UNDERSEWING – option available in stitch attribute setting menu. Undersewing is also available for zigzag outlines and fonts. Not all areas will be able to have the undersewing option applied depending on their size and shape.



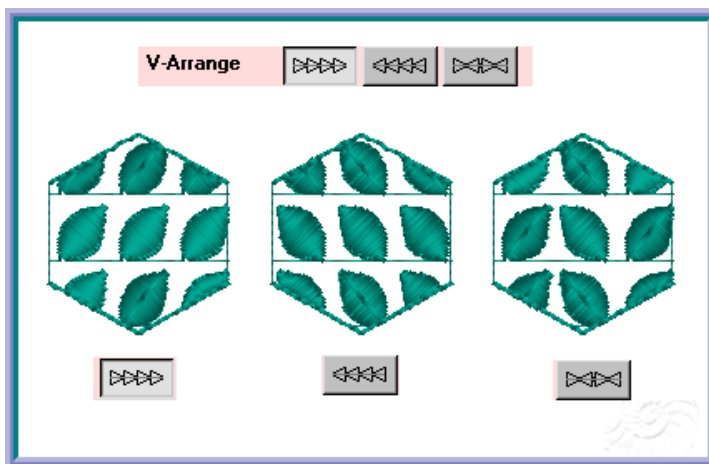
Undersewing – grid style (density decreased to show off the undersewing).

VARIABLE FILL – option available in stitch attribute setting menu. Creates stitches that follow the shape of a region.



Region showing variable fill.

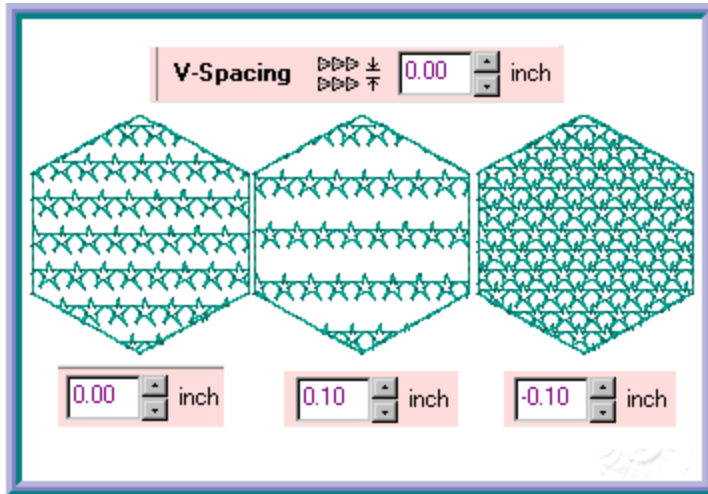
V-ARRANGE – vertical arrangement of motifs in a fill or on an outline. Choose motif facing to the right, facing to the left or alternating.



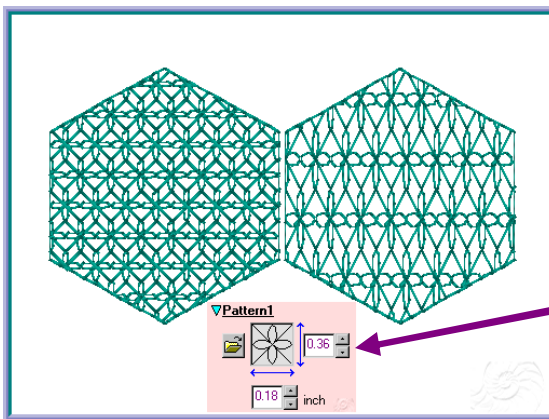


PE-Design Glossary of Terms

V – SPACING – vertical spacing is the distance between rows of motifs in a fill. This attribute is set in the Sewing Attribute Setting dialog box.



VERTICAL SIZE – the height of a motif or programmed fill. Set the height in the Sewing Attribute Setting dialog box.



Far left -motif with height and width set the same.

Left – motif with the vertical size increased.

Bottom – Sewing Attribute Setting dialog box for vertical and horizontal setting.

